

Faculty Budget Holder Dashboard – Quick Guide

T1's [Faculty Budget Holder Dashboard](#) helps you fulfil your [Budget Holder responsibilities](#) by compiling all the financial information you need into a set of dynamic tables. This guide briefly explains the content and context of the Dashboard. More detailed information is available on the [University Budgets](#) webpage.

Principles

The Dashboard has multiple sections, but the following principles apply throughout:

- Figures are shown only for budgets for which you are responsible. However, see the [Reporting Users](#) section below if you have been given reporting rights for one or more budgets for which you are not the holder.
- Data is shown only for your Faculty-held budgets, not for externally funded research grants. For research budgets, please use the separate research tool [RIME](#).
- All tables are dynamic, with scrollbars, filters and drilldowns. They default to include all available data. Filters are on the right of the screen throughout the report. If no filters are selected, all data is shown.
- Tables appear even when there is no associated data. For example, if you do not hold a PDA you will still see the PDA Project table, but it will be blank.
- All tables are exportable into Microsoft Excel by left-clicking on the table, selecting the printer icon in the top-right corner, and selecting the Excel icon. However, it is recommended that you run the purpose-built reports available in the [Report Outputs](#) section instead.
- The University's financial year runs from 1 August to 31 July. Any current year data labelled 'to date' or 'YTD' means from 1 August to today's date.
- Brackets around figures denote either income or an adverse variance. Figures without brackets relate to costs or a favourable variance.






Definitions

The [full glossary](#) defines all the terminology used in T1's reports, but here is a quick reference of the key terms used in the Dashboard tables.

Column Heading	Explanation
Revised Budget	The most recently approved total allocated budget for the current financial year.
Actual to Date	The total value of completed transactions paid from your budget so far in the current financial year.
Commitments	The total value of transactions that are due to occur but have not yet been completed.
Total Committed	Actuals plus commitments; essentially total spend so far in the current financial year.
Variance to Budget	Revised budget less total committed, i.e. your remaining budget.
Prior Year YTD	Prior year is the most recently completed financial year (ending 31 July). YTD means year-to-date, the period of time from the beginning of the current financial year (1 August) to today's date. Therefore prior year YTD is the amount transacted between 1 August last financial year and today's equivalent date in that year.
(Income) / Expense	Total funds received into your budget (income) will show as a bracketed figure, and funds paid out of your budget (expenses) will show as a figure without brackets.
Favourable / (Adverse)	Variances are either favourable (more income and/or less cost than the comparative) or adverse (less income and/or more cost). Adverse figures are bracketed.
Manager	The individual responsible for managing the budget (the Budget Holder).

Report Outputs

On the right-hand side of the Dashboard screen there are links to various reports which you can download to Microsoft Excel.

 Report Pack Output	Summary of all your budgets and can be viewed as budget centres only, projects only, or a consolidation of both.
 Transactions Report	List of all transactions processed to date in the <u>current</u> financial year.
 Commitments Report	List of all commitments submitted to date in the <u>current</u> financial year.
 Prior Year Transactions	List of all transactions processed in the <u>previous</u> full financial year.
 My delivered Reports	All reports you run appear here for you to open.

Reporting Users

Only one person can ultimately be responsible for a budget (i.e. the Budget Holder), but T1 allows view-access for additional 'reporting users' who can support the Budget Holder in managing their funds. If you have been designated as a reporting user, click the [Faculty Reporting User](#) link in the [My Finance Portal](#) screen.

This takes you to a screen which gives you the option to select specific budget codes, or to select all. After making your selections, click the button at the top-right of the screen. This brings you to the Reporting Users Dashboard, which has identical functionality to the main Dashboard, meaning you can view data as if you were the Budget Holder.

Further Information and Contacts

More detailed information around the topics covered in this guide are on the [University Budgets](#) webpage. This includes the [University's Financial Regulations](#), which are mandatory for all staff.

The [Finance Helpdesk](#) is the first point of contact to help you with procedural T1 queries such as completing a task in T1, navigation of the Budget Holder Dashboard, navigation of 'My Finance Portal' and how to run reports.

For specific budget queries, please contact your [Faculty Financial Planning and Reporting Team](#). The teams' email addresses are:

Faculty of Environment, Science & Economy
Faculty of Humanities, Arts & Social Sciences
Faculty of Health & Life Sciences

ESE-Finance-Team@exeter.ac.uk
HASSFPR@exeter.ac.uk
HLSFPR@exeter.ac.uk