



University
of Exeter

Student visas: Sticking to the rules

Marianne Connors & Becca Clark

Immigration Compliance

Student Immigration Services



Who is this for?

Student visa holders only

If you have a different type of visa,
this session isn't for you!



Who are we?

Immigration Compliance

It's not as scary as it sounds!

- No, we don't work for UK Visas & Immigration
- Our role is to ensure that the University is meeting any requirements set by UK Visas & Immigration so that the University can keep sponsoring Student visas.
- We don't offer visa advice, this is our sister team **International Student Support** (more on them later..)

This presentation covers:



- **Understanding your visa**
- **During your studies:**
 - your responsibilities
 - what the University needs to report
 - impact of visa rules
- **How to get help**
- **Questions?**

Understanding your visa

- **Entry vignette:**
 - 90 day entry sticker in passport
- **BRP – Biometric Residence Permit**
 - Collected after arrival
 - Full visa – **will expire 31/Dec/2024**, check decision letter / evisa for real date
- **Digital status**
 - Online – no physical visa
 - Generate share code to prove right to study, work, rent, etc.
 - Full visa – check expiry date

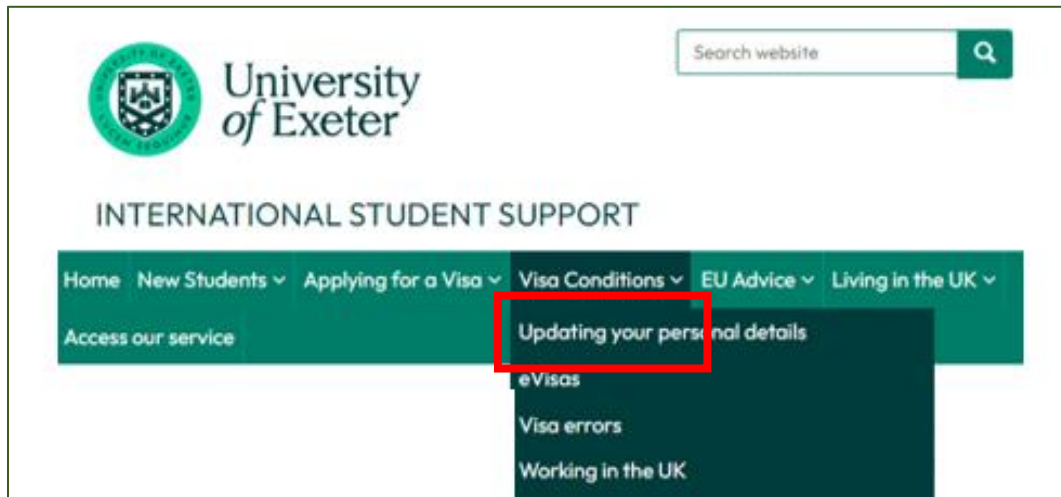


OR

Digital status ONLY

- Online – no physical visa
- Generate share code to prove right to study, work, rent, etc.

Confused about eVisas



<https://www.exeter.ac.uk/students/international/>

INTERNATIONAL STUDENT SUPPORT

Home New Students Applying for a Visa Visa Conditions EU Advice Living in the UK Access our service

Home > Visa Conditions > eVisas

eVisas

What is an eVisa? Share

Watch on YouTube

An eVisa is a digital immigration status which provides proof of your visa and allows organisations such as employers, landlords and universities, to check and verify your immigration status to assess your right to access those services. In most cases, an eVisa will be the only evidence you have of your permission to be in the UK.

Gradually throughout 2024 this online status will replace any physical evidence of a visa such as a BRP card or stamp in your passport.

- Who will have an eVisa?
- How to create an online account
- View & Prove your immigration status
- Travel with an eVisa
- Update your immigration status
- Report an error

- > Updating your personal details
- > eVisas
- > Visa errors
- > Working in the UK
- > Attendance and Engagement
- > Changing programme
- > Interrupting, withdrawing, completing early
- > Retaking exams or modules
- > Study and research overseas
- > Withdrawing immigration sponsorship
- > Lost or stolen BRPs and Passports

How to create an eVisa account (if you don't have one).

How to travel with an eVisa

Keeping your visa up to date

- **You've likely attended ISC and shown your visa and passport – this forms your University visa record**
- **Must renew your visa before it expires – ISSO can help**



Keeping your visa up to date

New visa or passport?

Must update immediately!

You don't need to attend ISC again

– email your new evisa share code, or passport, to

Immigration Compliance: **immigrationcompliance@exeter.ac.uk**



A screenshot of the University of Exeter International Student Support website. The top left features the University of Exeter logo and the text 'University of Exeter'. Below this is 'INTERNATIONAL STUDENT SUPPORT'. A search bar is located at the top right. A navigation menu is visible with items: Home, New Students, Applying for a Visa, Visa Conditions, EU Advice, Living in the UK, and Access our service. A dropdown menu is open under 'eVisas', with 'Updating your personal details' highlighted in red. Other items in the dropdown include 'eVisas', 'Visa errors', 'Working in the UK', and 'Attendance and Engagement'. A sidebar on the left contains a link 'What is an eVisa?'.

Work rights

- **Term-time:** 20 hours per week
- **Holidays:** Full-time hours, cannot accept permanent full-time job or be self-employed
- Check definition of holiday for your course – more than just university term dates!



Work rights

More Info!

ISSO webpage



Handshake

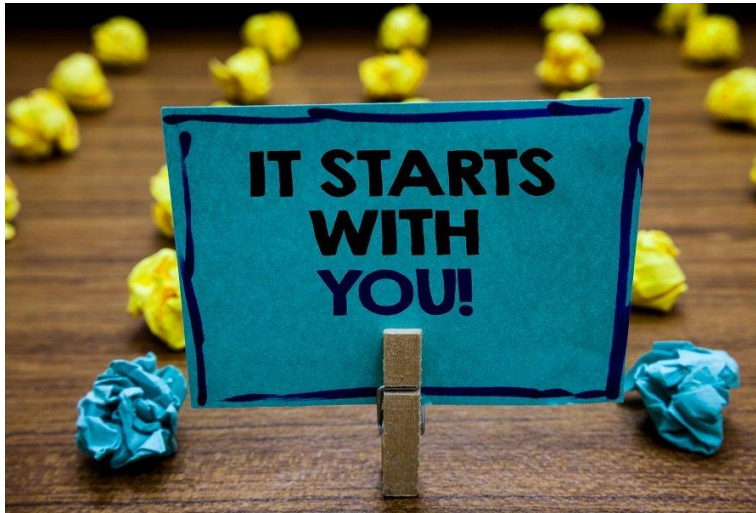


During your studies



Your responsibilities:

You must complete International Student Clearance and register on your programme.



You must ensure you keep both the University and UK Visas & Immigration (UKVI) up to date with your **visa and passport information**.

You must ensure you keep both the University and UK Visas & Immigration (UKVI) up to date with your **personal information** e.g. your address.



You must physically attend and engage with your programme.

Exeter University's Responsibilities:

It is a Home Office policy that the University reports any changes of circumstances such as:

- Change of immigration category
- Change of study location
- Change of programme
- Change to visa end date



It is a UK Visas & Immigration policy that the University monitors all Student visa holders' engagement and reports any non-attendance. We need to be able to provide evidence of your attendance.

Continued non-attendance may result in withdrawal of your visa.

Please don't worry, you would receive multiple warnings first!



The University must report any breaches e.g. if you have worked over your hours or breached the work conditions of your visa in another way.

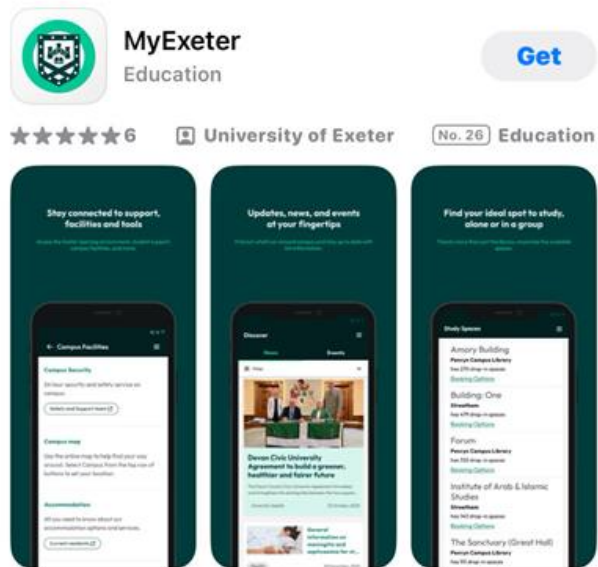
Engagement and Attendance Monitoring: Undergraduate and Postgraduate Taught

The Immigration Compliance Team will monitor your engagement on a weekly basis in 3 main ways:

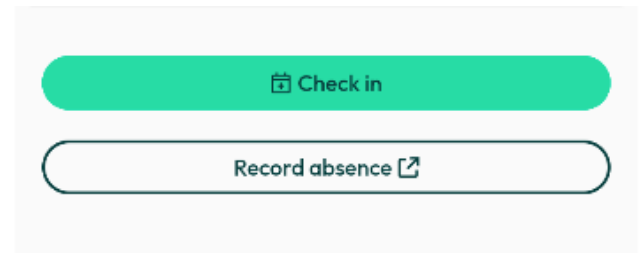
1. Physical attendance

Record your attendance at all timetabled lecturers and sessions using the **MyExeter** web app. If you don't check-in we can't evidence your attendance to UK Visas & Immigration.

BMBS or
Nursing?
You will use a
different app
(iExeter).



Can't attend?
Don't forget to record your
absence on MyExeter.



Engagement and Attendance Monitoring: Undergraduate and Postgraduate Taught

The Immigration Compliance Team will monitor your engagement on a weekly basis in 3 main ways:

2. Online Engagement


Using the ELE 2 (Exeter Learning Environment) on a regular basis to review course materials and submit assignments.

Your faculty will explain how to use the ELE2 system.




3. Exam attendance

Attend your exams!



Engagement and Attendance Monitoring: Undergraduate and Postgraduate Taught

Need help?




Frequently
Asked
Questions



We will be sending
you an email with
further information
soon

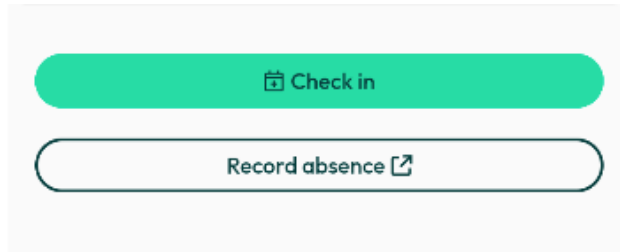
Digital Hub:

- Sharepoint guides providing step-by-step instructions and how to troubleshoot any issues.
- Visit the hub upstairs in the Forum (no appointment needed)
- Online Support session



Engagement and Attendance Monitoring: Undergraduate and Postgraduate Taught

Circumstances preventing you from engaging?




It is important that you report any absence on MyExeter



If you are unwell for a long period of time or have an emergency, you must contact your hub/faculty – depending on the circumstances the hub may come to us for advice.

IMPORTANT – if you consistently fail to engage with your programme then you may risk being withdrawn from your programme – and your visa being withdrawn. **You will receive multiple warnings before this so speak to us!**



Engagement and Attendance Monitoring: Postgraduate Research (PGR) students

- PGR students must have 1 monthly contact point with their supervisor
- This needs to be recorded on **MyPGR**



IMPORTANT


If you do not do this you risk being withdrawn from your programme.

If you have any issues about engagement, or how to log onto MYPGR, **you must contact your PGR support team.** s

Changes with a visa impact



Change of Programme



If you wish to:

- **Change to a different variant of the same course**
- **Change to a completely different course**
- **Add or remove a Year in Industry/ Work Experience**



In some cases, a change of programme may not be permitted under your current visa – you may need to return home and get a new visa before we can approve the change.

Curtailment

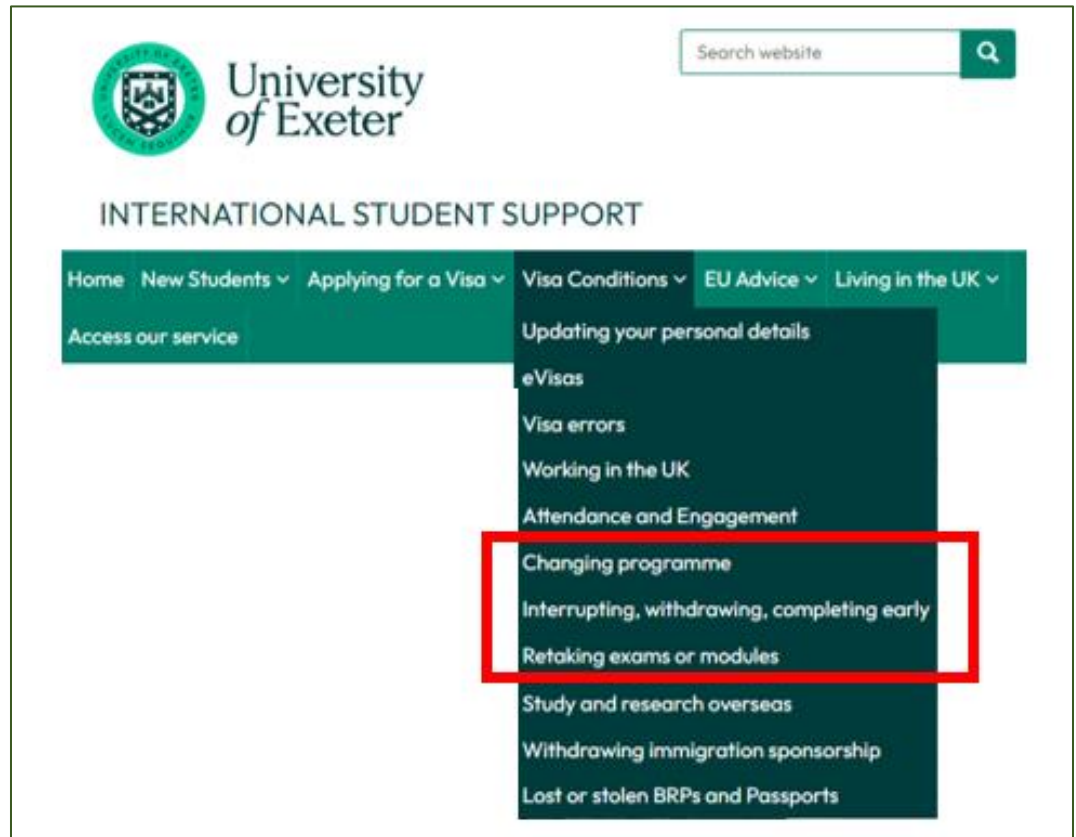
Curtailment is when UK Visas & Immigration shorten your visa

- **Interrupt** your studies: take a break for more than 2 months.

Our International Student Support team will need to approve any requests and will let you know if this applies to you.

- **Repeat** a term or year without attendance ('re-sit without attendance')
- **Early Completion:** completing your course early, including changing from a longer to a shorter programme (e.g. dropping a year in industry)
- **Withdraw** from the University

Our **International Student Support Office** webpage has lots of useful information on this:



Need visa advice?



Search website



INTERNATIONAL STUDENT SUPPORT

Home New Students ▾ Applying for a Visa ▾ Visa Conditions ▾ EU Advice ▾ Living in the UK ▾

Access our service



**Welcome to
the
International
Student
Support
website.**

We are a team of
International
Student Advisers
dedicated to

International Student Support Office (ISSO)

- Trained immigration advisers – experts in Student visas
- Webpage has lots of useful advice!
- Our service:
 - Email advice
 - Digital drop-ins and longer appointments
 - Check and submit Student and Dependant visa applications
 - Confidential within Student Immigration Services

They can be contacted using the 'Access our service' tab on their webpage or email visaadvice@exeter.ac.uk.

Any questions?

